



OAKWOOD
SCHOOL

ANNUAL REPORT 2017



CONTENTS

School Overview	2
Message from the Principal Team	3
Teacher Standards & Qualifications.....	6
Workforce Composition	6
Student Background	7
Student Enrolment.....	7
Student Attendance.....	8
Recording Attendance:	8
NAPLAN.....	9
Senior Secondary Outcomes	10
Post - School Destinations.....	10
Financial Analysis.....	11
Income Broken Down.....	11
Survey Results	12
Parent Survey.....	13



SCHOOL OVERVIEW

Oakwood School is a multi-campus, non-government, coeducational day school founded on Christian values and established to serve the Plymouth Brethren community. The School is registered to operate in Tasmania, with a current enrolment of 154 students from Years 3 to 12.

Our mission is to ensure that our students develop the understanding, skills, knowledge and attitudes which are not only compatible with their beliefs but that will also enable them to fulfill their potential, be self-directed life-long learners, proactive in achieving life goals and contribute in significant ways to their community, the Australian and global community. The School strives to provide a vibrant and stimulating learning environment where the students feel safe and secure. Students are recognised as maturing young men and women, able to make sincere judgments about the world around them, and their place in it. Oakwood's motto is 'Learning to Learn' and the School has adopted a Learning to Learn framework, the intention of which is to develop Self Directed Learners; young people with the drive, skills and capabilities to be effective and enthusiastic life-long learners. The School is committed to creating and delivering learning programs that meet the educational needs of each individual student and to nurture the attitudes and skills necessary for positive character development, service and personal growth throughout life.

Oakwood School is a member of a world-wide group of schools known as OneSchool. As such, Oakwood offers every student the opportunity to achieve not only the Tasmanian Certificate of Education and an ATAR but the OneSchool Graduate Aims:

- + To learn how to learn;
- + To become a positive contributor to community, family and workplace;
- + To become self-directed life-long learners;
- + To explore and develop personal potential;
- + To gain employability skills;
- + To demonstrate qualities of leadership;
- + To articulate thoughts and ideas effectively using a range of communication skills;
- + To be critical users of information and technology;
- + To uphold Christian values.



MESSAGE FROM THE PRINCIPAL TEAM

Oakwood School opened the year with the traditional whole School celebration of TCE results, OneSchool Awards and hard work at the Oakwood School Dux Assembly. What wonderful results they were and how pleasing to see that students had again taken up the self-directed learning challenge so very positively! The outstanding results of our senior secondary students are recorded further on in this report, a special congratulations to our Dux of School who set a new record for Oakwood.

From the beginning of 2017, students and staff embraced more than ever before the use of VC and the self-directed learning structure with all the core subjects in secondary school being taught by VC and some lessons in the Primary School in addition. A big step forward in IT was the provision of a student device for all in years 7-12, the installation of 4 additional VC units and LAN and WAN upgrades were completed at each site. All massive investments for our staff and students at Oakwood School.



Key members of the leadership team of the school worked with Christine Butterworth, IST Consultant, on devising a longitudinal whole of school data project and invited Chris to provide all teachers with some professional learning around data and how best to use it to improve learning outcomes for students.

For the second time, we incorporated the visual arts and the technologies with the performing arts to present a “Profile of the Arts” in place of a traditional Music Day and this was a sensation! A wonderful, exciting and highly engaging whole of school program that dazzled the senses and showed us all what a creative and talented group of students we have the good fortune to nurture at our school.



We had a glorious day for the whole of school Athletics Carnival which was the first big School event for the year and was held in Hobart at the Domain Athletics Centre. Many wonderful memories were created as students did their best for their House and shouted themselves hoarse in their House ‘chants’ in an effort to lift the team and win extra points.

Students and staff came together again on the last day of Term 1 for the Whole School photo and on the same day a STEAM (Science, Technologies, Engineering, Arts and Mathematics) Challenge was planned for all grades. Students hugely enjoyed challenging themselves in House groups to come up with the best designed and strongest tower, bridge and helipad, depending on their year group.

In Term 2 a 'VC Classes Day' was held for 7-12 students and staff at the Launceston Site. It was a great opportunity for students to meet their teachers 'face to face', and the day was arranged so that students could also listen to a trainer from Elevate Education who delivered a useful 'study skills' program which involved tips from how to study for an exam, to simple out of class preparation and completion of assessments.

The annual Lightning Carnival was a great Term 2 success with students again competing in House groups at various games including Volleyball, Futsal, and AFL Touch. The Year 10 & 11 day trip to Melbourne featuring the Holocaust Museum and the 11 & 12 Trip to Canberra were two more highlights for the year – two excursions looked forward to by all Oakwood students from Primary School onwards.

Other exciting events included Primary Book Week 'Dress as a Character', the Multicultural Day run by the SLT, the Year 4-8 History Day in Devonport, whole of school Colour Run and the OneSchool Debating competition where Oakwood sent our best debating students to compete against other campuses of OneSchool.

The Secondary student leaders ran some excellent assemblies with some truly inspiring messages for all students and supported our Head of Sport, Mrs Rachel Kirkwood and our Head of The Arts, Mr Layton Hodgetts, with all things sporting, musical and creative. They also raised funds for a range of charities including the Cancer Council and Rapid Relief Team (RRT), whilst the Primary School raised funds for the Heart Foundation through Jump Rope for Heart which was again a huge success across the whole school.



The Leavers Day, held again as a whole School event and end of year Presentation Day were again further highlights of the school year. The former with an incredible multiple course meal, magnificent leaver's cake and a marvellous Year 11 student hosted farewell assembly was a gorgeous and memorable day. The latter was held at Tailrace with a full program celebrating the year with awards, student performances, a slide show depicting the Class of 2017 through their lives – from babes in arms to the young adults they now had become – and a Year in Review video, with thanks to Mrs Ruth Spillane. The day ended with a pizza lunch and fun and games at the Tailrace Park with community members, families, staff and students to finish the year on a wonderful note.



Amidst all the usual busyness and fun at Oakwood, we again prepared for the Schools Registration Board review and visit. Of course it was a team effort and our team passed with flying colours, securing registration through to the end of 2019, with an agreement to keep the SRB informed as to the ongoing development of our new site at Techno Park. The reviewers were very impressed by the unitedness of Oakwood School, its single whole of school curriculum and with its innovative approach to teaching and learning. They were excited to see how we have been making the VC experience work for students by bringing them together in VC Classes Days, whole school events, by encouraging VC teachers to go to their far sites at least twice per semester and preferably twice a term and supporting students to also "cross campus" in order to get to know their teachers and virtual classmates better.

Our aim every year is to make Oakwood an even better School in which to flourish and succeed. In 2018 we will be reviewing assessment and reporting and getting ready to move our current Devonport and Launceston Sites to our new and exciting Techno Park Campus.

Mr Roger Unwin
CEO

Mr Andrew Small
Acting District Principal



TEACHER STANDARDS & QUALIFICATIONS

All our teachers are required to hold current TRB registration (Full, Provisional) or a current LAT and we ensure this standard is met by obtaining a copy of each teachers TRB registration certificate and their date of birth so that we can maintain a live registration list on the TRB site. We also monitor the date and requirement for any LAT that may exist from time to time.

Of our teaching staff in 2017, 60% have a Bachelor's Degree as their highest qualification, 33% have a Master's Degree as their highest qualification and one staff member has a Doctorate.



WORKFORCE COMPOSITION

	Teaching Staff Headcount	Teaching Staff Full-Time Equivalent	Non-Teaching Staff	Non-Teaching Staff FTE	Notified Indigenous
Devonport	7	3.8	2	1.8	0
Hobart	8	5.2	4	1.5	0
Launceston	10	8.3	3	3.1	0
Central Administration	1	1	2	1.6	0
Total	26	18.3	11	8	0

In 2017 we welcomed Miss Gwendy Smith as the EA to the Principal Team, Ms Kate Milford as an Administrative Assistant for the Devonport Site and Mrs Ruth Spillane in a similar role at the Launceston Site. We also appointed a number of new teaching staff throughout the year – Mr John Crick (MDT), Mrs Sandra Woods (Visual Art & Technologies), Ms Yuda Guo (Music), Mrs Yolanda Juen (LOTE, Technologies & Visual Art) and two new Learning Assistants – Mr John Torlach, Miss Isobel Stokes.

STUDENT BACKGROUND

The School has an Index of Community Socio-Educational Advantage (ICSEA) of 992 (the average ICSEA value is 1000)

Distribution of Students				
	Bottom Quarter	Middle Quarters		Top Quarter
School Distribution	22%	47%	22%	9%
Australian Distribution	25%	25%	25%	25%
<i>Percentages are rounded and may not add to 100</i>				

STUDENT ENROLMENT

Enrolment at the School is voluntary, but once enrolled, attendance is compulsory. At enrolment and at the commencement of subsequent years at the School, parents/guardians and students are required to confirm their agreement to, and their acceptance of, the Parent & Student Handbook, the School Ethos and Guiding Principles, and the School Policies. Enrolment requires the collection of certain information about the student and their parents/guardians in accordance with Government requirements, particulars of any medical conditions and learning support requirements.

Girls	73	FTE	154
Boys	81	L BOTE	0
TOTAL	154	Indigenous	0
		VET IS Enrolments	0



STUDENT ATTENDANCE

Students are required by law to attend school on every day of the school year. If a student is sick, the school should be contacted by 9:00am on the morning of the illness, otherwise we will contact the parent. A note is expected to be provided in the diary when they return to school. Students can be exempted from attending given an explained absence where a genuine reason is provided which is acceptable to the school. Unexplained or unapproved absences are required by law to be reported to the Education Department when their set limit is reached.



RECORDING ATTENDANCE:

Attendance is taken twice a day on paper class rolls and entered by administration staff onto the School Management System (TASS). Full Day, Part Day, explained and unexplained absences are formally reported to parents on Academic Semester Reports.

Devonport			
Attendance	Primary	Secondary	Whole Site/Campus
Percentage	95.70%	96.75%	96.23%
Hobart			
Attendance	Primary	Secondary	Whole Site/Campus
Percentage	97.37%	96.98%	97.18%
Launceston			
Attendance	Primary	Secondary	Whole Site/Campus
Percentage	96.97%	93.43%	95.20%
ALL CAMPUSES COMBINED			
Attendance	Primary	Secondary	Oakwood Average
Percentage	96.68%	95.72%	96.20%

NAPLAN

The National Assessment Program – Literacy and Numeracy (NAPLAN) assesses all students in Australian schools in Years 3, 5, 7 and 9. For more information visit the [NAPLAN website](#) or the [My School site](#).

The chart below displays the average NAPLAN scores for each domain. This shows that Oakwood School was close to, above and substantially above average in NAPLAN testing for 2017. The chart has more functionality online (view similar school averages and all Australian school averages) so please access using this link:

<https://www.myschool.edu.au/school/40242/naplan/numbers>

Note: Oakwood School had no Year 3's in 2017.

Average student achievement is displayed in numbers for each year from 2008. The colour of the cell indicates whether the selected school's scores are above, close to, or below similar schools (SIM) and all Australian schools (ALL). To access the SIM score and ALL score (including the relevant margin of errors at 90% level of confidence) tap on or hover over the table cell. Please note, in the table below 'Grammar and punctuation' has been shortened to 'Grammar'.

	2010	2011	2012	2013	2014	2015	2016	2017
<div> <div>Compare to</div> <div> <input checked="" type="radio"/> Schools with similar students <input type="radio"/> All Australian students </div> <div> <i>Interpreting this table</i> </div> </div>								
	Reading		Writing		Spelling	Grammar		Numeracy
Year 5	546		485		495	519		514
Year 7	573		545		561	565		590
Year 9	589		556		572	583		603

Selected school's average when compared to schools with similar students is:

- Substantially above
- Above
- Close to
- Below
- Substantially below

OAKWOOD



SENIOR SECONDARY OUTCOMES

Nearly all Year 12 students achieved a Tasmanian Certificate of Education (TCE) (96%), 22 students achieved an ATAR score (88%) and 10 students achieved an ATAR over 90. This is a fantastic result and we commend our teachers for the excellent work they have done in assisting students to achieve these grades. We would also like to thank parents and family for their support and encouragement. The top ATAR results are listed below:



Caitlin Cruickshank
2017 Dux

CRUICKSHANK	CAITLIN	LAUNCESTON	99.1
CUNNINGHAM	BRITTANY	LAUNCESTON	98
KENNARD	LOUIS	LAUNCESTON	97.7
INGLES	MARCUS	DEVONPORT	97
WOOLSTON	COURTNEY	LAUNCESTON	96
HARRIS	JOEL	DEVONPORT	95.9
OVERTON	MINDY	LAUNCESTON	93.2
COLLEDGE	MONIQUE	HOBART	91.5
SAUNDERS	SCOTT	DEVONPORT	90.8
HARRIS	RONALD	DEVONPORT	90.6

We are very pleased to note that our Dux of School, Caitlin Cruickshank achieved Oakwood School's top ATAR score and a Tertiary Entrance Score in the top 100 of Tasmanian students.

Post - School Destinations

Due to strong partnerships with business communities through our work placement programs, nearly all students upon leaving school have obtained full time or part time employment. Many students have gained valued experiences in workplaces whilst working toward VET units of study which are sought after by employers.

Oakwood School promotes continual learning and personal growth throughout life as aspired to in our motto "Learning to Learn". Many of our 2017 graduates have enrolled in a tertiary course this year and all are employed.



FINANCIAL ANALYSIS

Income Broken Down

Net Recurrent Income 2017	Total (\$)
Australian Government recurrent funding	1,659,596
State/territory government recurrent funding	516,102
State & Comm. Grant Allocations (Capital)	7,493
Fees, charges and parent contributions	900,439
Other private sources	1,093,913
Total gross recurrent income (excluding income from government capital grants)	4,177,543
<u>Less deductions</u>	-3,978,501
Total net recurrent income	199,042

SURVEY RESULTS



Oakwood School values feedback from all stakeholders. We aim to conduct at least biannual surveys for Parents, Staff and Students (with at least two of these groups being surveyed each year). This is a valuable way to actively seek the opinions and interest of our stakeholders and to measure their engagement and satisfaction. Satisfaction is derived when practice aligns with expectations of all participants in an organisation. Surveys enable us to determine what those expectations are, from more than one viewpoint, and to measure the degree to which they are being met.

On the following pages we have recorded the results from one of the Parent Surveys conducted during 2017. We believe our School is a place where:

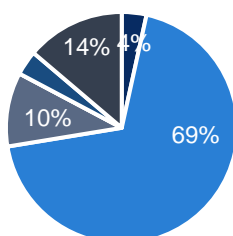
- ❖ Students are encouraged to be tolerant and respect others and themselves
- ❖ We receive regular communication and we know what is happening
- ❖ Positive attitudes, effort and achievement of personal best are celebrated
- ❖ Poor behaviour choices are dealt with in a fair and timely fashion

As you can see from the survey results, we have further work to do to ensure all stakeholders are fully aware of the programs and processes in place in the School and how they can contribute to our culture of continuous improvement.



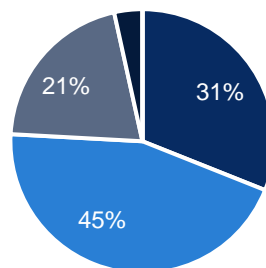
PARENT SURVEY

Quality of Education Received at Oakwood



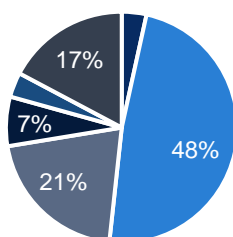
■ Excellent ■ Good ■ Satisfactory
■ Poor ■ Unacceptable ■ Unsure

Child Feels Safe & Respected



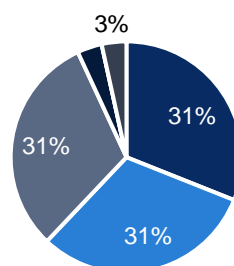
■ Excellent ■ Good ■ Satisfactory
■ Poor ■ Unacceptable ■ Unsure

Teachers Ability to Educate & Motivate Your Child



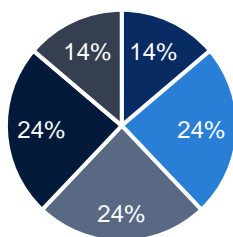
■ Excellent ■ Good ■ Satisfactory
■ Poor ■ Unacceptable ■ Unsure

Rate the Standard of the School Facilities



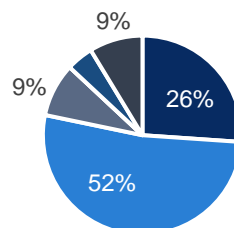
■ Excellent ■ Good ■ Satisfactory
■ Poor ■ Unacceptable ■ Unsure

How Effectively is Your Child Using Their Study Periods



■ Excellent ■ Good ■ Satisfactory
■ Poor ■ Unacceptable ■ Unsure

How Would you Rate Oakwood Efforts to Prepare Your Child for the Workforce?



■ Excellent ■ Good ■ Satisfactory
■ Poor ■ Unacceptable ■ Unsure



CENTRAL ADMINISTRATION OFFICE

Po Box 110 Newstead TAS 7250; P 03 6706 9020